

# Activity Survey 2020: North Halifax Grammar School

Activity Survey 2020

Status Grouping	Count	% GT
<input type="checkbox"/> Education	153	98.71%
A Level	142	91.61%
Level 1	1	0.65%
Level 2	3	1.94%
Level 3	7	4.52%
<input type="checkbox"/> Employment and Training	2	1.29%
Apprenticeship	2	1.29%
<b>Total</b>	<b>155</b>	<b>100.00%</b>

Activity Survey 2019

Status Grouping	Count	% GT
<input type="checkbox"/> Education	160	99.4%
A Level	146	90.6%
Level 2	1	0.6%
Level 3	13	8.1%
<input type="checkbox"/> Employment and Training	1	0.6%
Apprenticeship	1	0.6%
<b>Total</b>	<b>161</b>	<b>100.0%</b>

Activity Survey 2018

Status Grouping	Count	% GT
<input type="checkbox"/> Education	156	99.36%
AS or A2 Level	141	89.81%
GCSE	1	0.64%
Level 2	1	0.64%
Level 3	11	7.01%
Part Time Education	2	1.27%
<input type="checkbox"/> Unknown	1	0.64%
Refused to disclose activity	1	0.64%
<b>Total</b>	<b>157</b>	<b>100.00%</b>

Activity Survey 2017

Status Grouping	Count	% GT
<input type="checkbox"/> Education	147	95.45%
AS or A2 Level	138	89.61%
Level 1	2	1.30%
Level 2	1	0.65%
Level 3	6	3.90%
<input type="checkbox"/> Employment and Training	7	4.55%
Apprenticeship	7	4.55%
<b>Total</b>	<b>154</b>	<b>100.00%</b>

Activity Survey Destination Measure	Count	% GT
Meeting the Duty	155	100.00%
<b>Total</b>	<b>155</b>	<b>100.00%</b>

Activity Survey Destination Measure	Count	% GT
Meeting the Duty	161	100.0%
<b>Total</b>	<b>161</b>	<b>100.0%</b>

Activity Survey Destination Measure	Count	% GT
Meeting the Duty	154	98.09%
Not Meeting the Duty	3	1.91%
<b>Total</b>	<b>157</b>	<b>100.00%</b>

Activity Survey Destination Measure	Count	% GT
Meeting the Duty	154	100.00%
<b>Total</b>	<b>154</b>	<b>100.00%</b>

School Name

North Halifax Grammar School

## 2020 Pupil Premium Destinations: North Halifax Grammar School



Join the conversation:

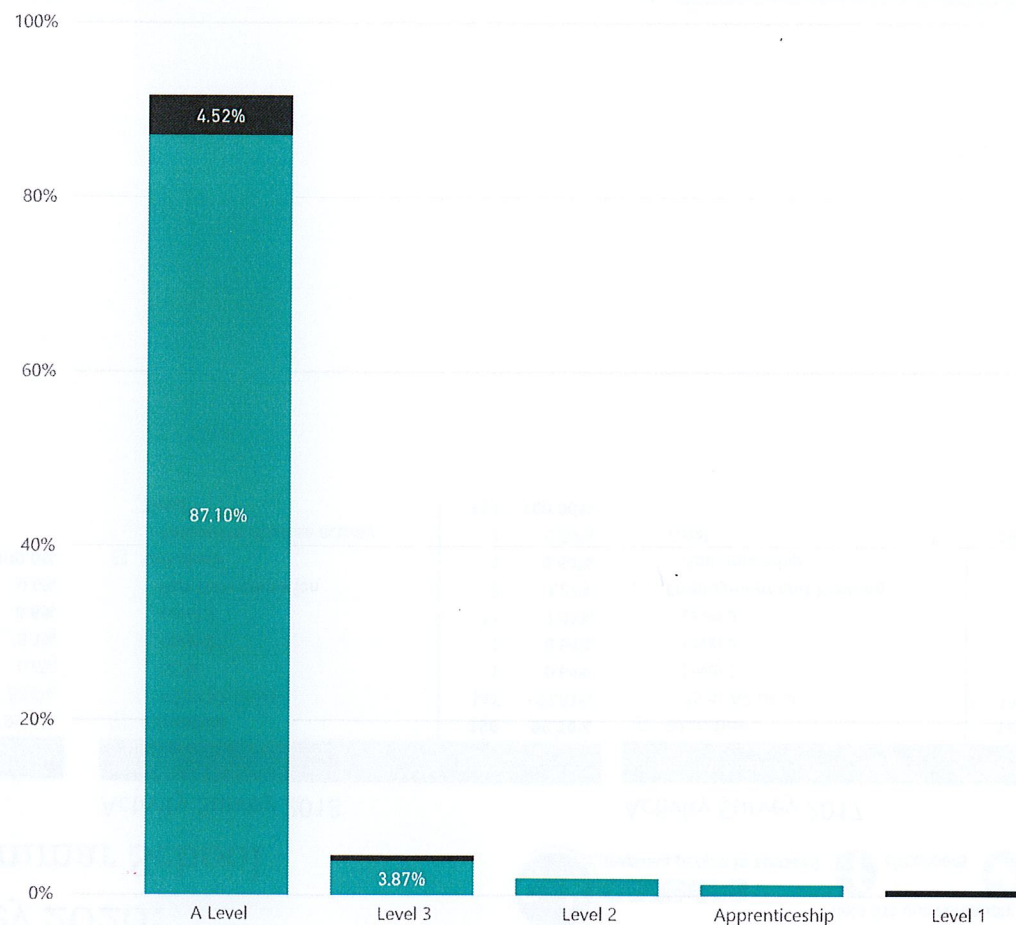


### 2020 Pupil Premium Destinations

Pupil Premium Destination	No Count	%	Yes Count	%	Total Coun	%
A Level	135	92.47%	7	77.78%	142	91.61%
Apprenticeship	2	1.37%			2	1.29%
Level 1			1	11.11%	1	0.65%
Level 2	3	2.05%			3	1.94%
Level 3	6	4.11%	1	11.11%	7	4.52%
<b>Total</b>	<b>146</b>	<b>100.00%</b>	<b>9</b>	<b>100.00%</b>	<b>155</b>	<b>100.00%</b>

### 2020 Pupil Premium Destinations

Pupil Premium ● No ● Yes



### Participation

Pupil Premium Activity Survey Destination Measure	No Count	%	Yes Count	%	Total Coun	%
Meeting the Duty	146	100.00%	9	100.00%	155	100.00%
<b>Total</b>	<b>146</b>	<b>100.00%</b>	<b>9</b>	<b>100.00%</b>	<b>155</b>	<b>100.00%</b>



School Name

North Halifax Grammar School



## 2020 Activity Survey: Calderdale



Join the conversation:



ckcareers



ckcareers1

### LA Table

Status Grouping	Count	% GT
<b>Education</b>	<b>2553</b>	<b>93.24%</b>
A Level	1215	44.38%
Entry Level	39	1.42%
GCSE	9	0.33%
Higher Education	24	0.88%
Level 1	263	9.61%
Level 2	332	12.13%
Level 3	669	24.43%
Other Qualification	2	0.07%
<b>Employment and Training</b>	<b>137</b>	<b>5.00%</b>
Apprenticeship	88	3.21%
Employment + non accredited training	7	0.26%
Employment + accredited training/pt study	2	0.07%
Employment without training	23	0.84%
Other Training eg. private training organisation	2	0.07%
Part Time Employment	2	0.07%
Re-Engagement Provision	6	0.22%
Temporary Employment	2	0.07%
Traineeship	5	0.18%
<b>NEET Group</b>	<b>36</b>	<b>1.31%</b>
NEET - not yet ready for work / learning	7	0.26%
NEET - Seeking EET	15	0.55%
NEET Not available to labour market/learning - illness	5	0.18%
NEET Not available to labour market/learning - other reason	1	0.04%
NEET Not available to labour market/learning - parent	1	0.04%
NEET Not available to labour market/learning - pregnancy	4	0.15%
NEET Start date agreed (other)	1	0.04%
Working not for reward	2	0.07%
<b>Unknown</b>	<b>12</b>	<b>0.44%</b>
Cannot be contacted - no current address	4	0.15%
Current situation not known	8	0.29%
<b>Total</b>	<b>2738</b>	<b>100.00%</b>

### School Table

Status Grouping	Count	% GT
<input type="checkbox"/> <b>Education</b>	<b>153</b>	<b>98.71%</b>
A Level	142	91.61%
Level 1	1	0.65%
Level 2	3	1.94%
Level 3	7	4.52%
<input type="checkbox"/> <b>Employment and Training</b>	<b>2</b>	<b>1.29%</b>
Apprenticeship	2	1.29%
<b>Total</b>	<b>155</b>	<b>100.00%</b>

School Name

North Halifax Grammar School



## 2020 Participation: Calderdale



Join the conversation:



Activity Survey Destination Measure	Count	%
Meeting the Duty	2650	96.79%
Not Meeting the Duty	72	2.63%
Temporary Break	10	0.37%
Working Towards	6	0.22%
<b>Total</b>	<b>2738</b>	<b>100.00%</b>

Meeting the Duty

96.79%

Not Meeting the Duty

2.63%

Temporary Break

0.37%

Working Towards

0.22%



School Name

North Halifax Grammar School

## 2020 Education Destinations: North Halifax Grammar School



Join the conversation:

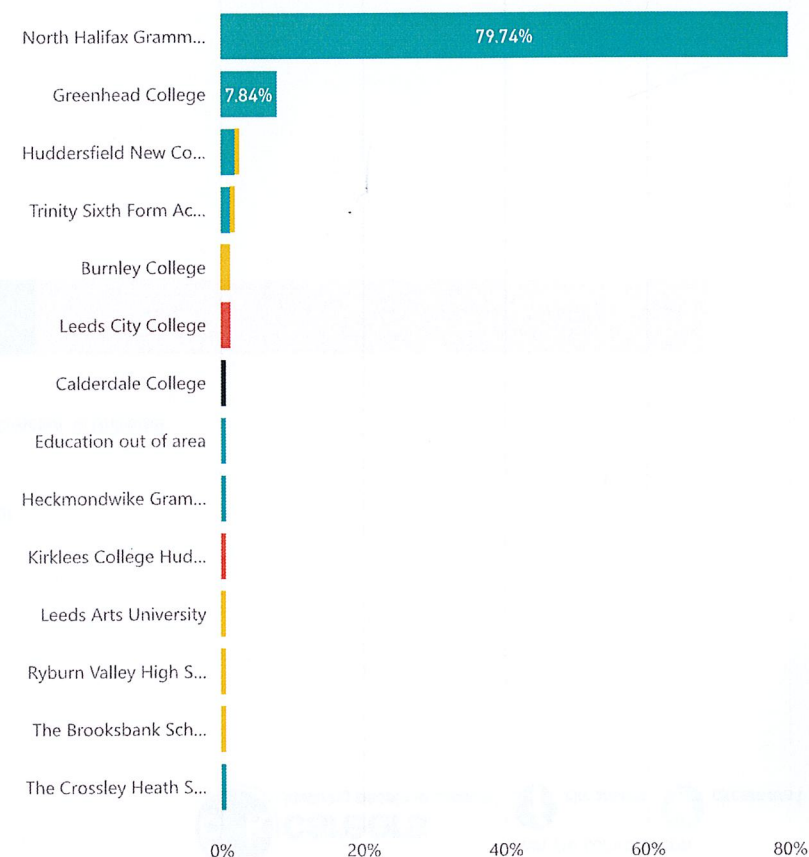


### 2020 Education Destinations

Destination	A Level		Level 1		Level 2		Level 3		Total	
Activity Survey Organisation	Count	%	Count	%	Count	%	Count	%	Count	%
Burnley College			1	100.00%			2	28.57%	2	1.31%
Calderdale College									1	0.65%
Education out of area	1	0.70%							1	0.65%
Greenhead College	12	8.45%							12	7.84%
Heckmondwike Grammar School	1	0.70%							1	0.65%
Huddersfield New College	3	2.11%					1	14.29%	4	2.61%
Kirklees College Huddersfield Centre					1	33.33%			1	0.65%
Leeds Arts University							1	14.29%	1	0.65%
Leeds City College					2	66.67%			2	1.31%
North Halifax Grammar School	122	85.92%							122	79.74%
Ryburn Valley High School							1	14.29%	1	0.65%
The Brooksbank School							1	14.29%	1	0.65%
The Crossley Heath School	1	0.70%							1	0.65%
Trinity Sixth Form Academy	2	1.41%					1	14.29%	3	1.96%
<b>Total</b>	<b>142</b>	<b>100.00%</b>	<b>1</b>	<b>100.00%</b>	<b>3</b>	<b>100.00%</b>	<b>7</b>	<b>100.00%</b>	<b>153</b>	<b>100.00%</b>

### 2020 Education Destinations

Destination ● A Level ● Level 1 ● Level 2 ● Level 3



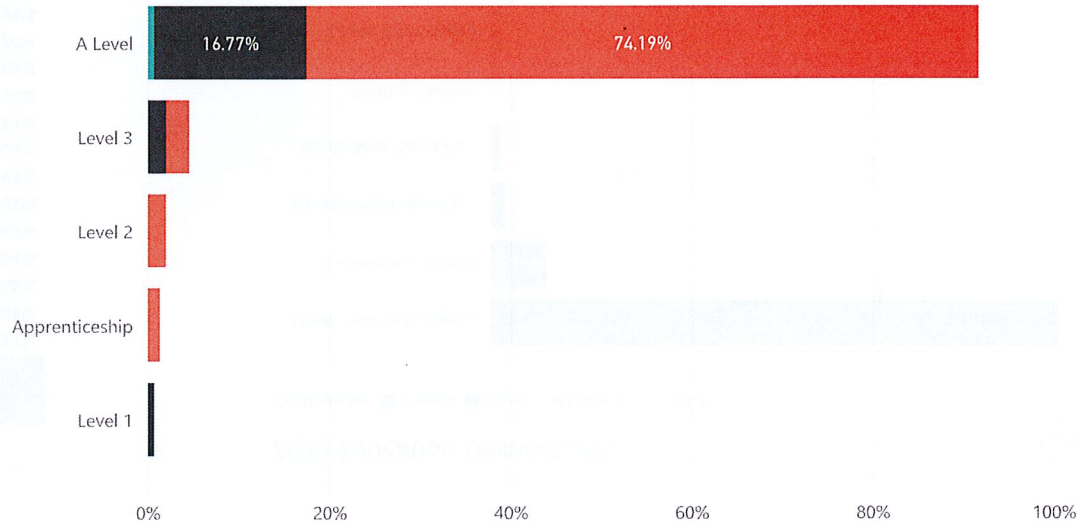
# 2020 Support Level Destinations: North Halifax Grammar School

## 2020 Support Level Destinations

If a client is in the Vulnerable group they have one of the following characteristics: Child in Need / Child Protection, Looked After, Young Offender, Pregnant, Parent, Statement / EHCP, Stronger Families, Young Carer, Attendance issues, Alternative Provision, Expecting to achieve below L1, My Support Plan. If a client is in the Targeted group they have been identified by the school and/or Careers Adviser as needing more support but don't have any of the previous individual characteristics.

Support Level Destination	LA Funded Count	%	Targeted Count	%	Universal Count	%	Total Coun	%
A Level	1	100.00%	26	86.67%	115	92.74%	142	91.61%
Apprenticeship					2	1.61%	2	1.29%
Level 1			1	3.33%			1	0.65%
Level 2					3	2.42%	3	1.94%
Level 3			3	10.00%	4	3.23%	7	4.52%
Total	1	100.00%	30	100.00%	124	100.00%	155	100.00%

Support Level LA Funded Targeted Universal





School Name

North Halifax Grammar School

## 2020 Ethnicity by Destination: North Halifax Grammar School



Join the conversation:



### 2020 Ethnicity by Destination

Ethnicity	Any Other Asian Background		Any Other Mixed/Multiple Ethnic Background		Any Other White Background		Bangladeshi		Chinese		Indian		Pakistani		White & Asian		White & Black African		White & Black Caribbean		White British		Total	
Destination	Count	%	Count	%	Count	%	Count	%	Count	%	Count	%	Count	%	Count	%	Count	%	Count	%	Count	%	Coun	%
A Level	1	50.00%	2	100.00%	2	100.00%	1	100.00%	2	100.00%	9	100.00%	14	100.00%	4	100.00%	1	100.00%	1	100.00%	105	89.74%	142	91.61%
Apprenticeship																				2	1.71%	2	1.29%	
Level 1																				1	0.85%	1	0.65%	
Level 2																				3	2.56%	3	1.94%	
Level 3	1	50.00%																		6	5.13%	7	4.52%	
Total	2	100.00%	2	100.00%	2	100.00%	1	100.00%	2	100.00%	9	100.00%	14	100.00%	4	100.00%	1	100.00%	1	100.00%	117	100.00%	155	100.00%

<

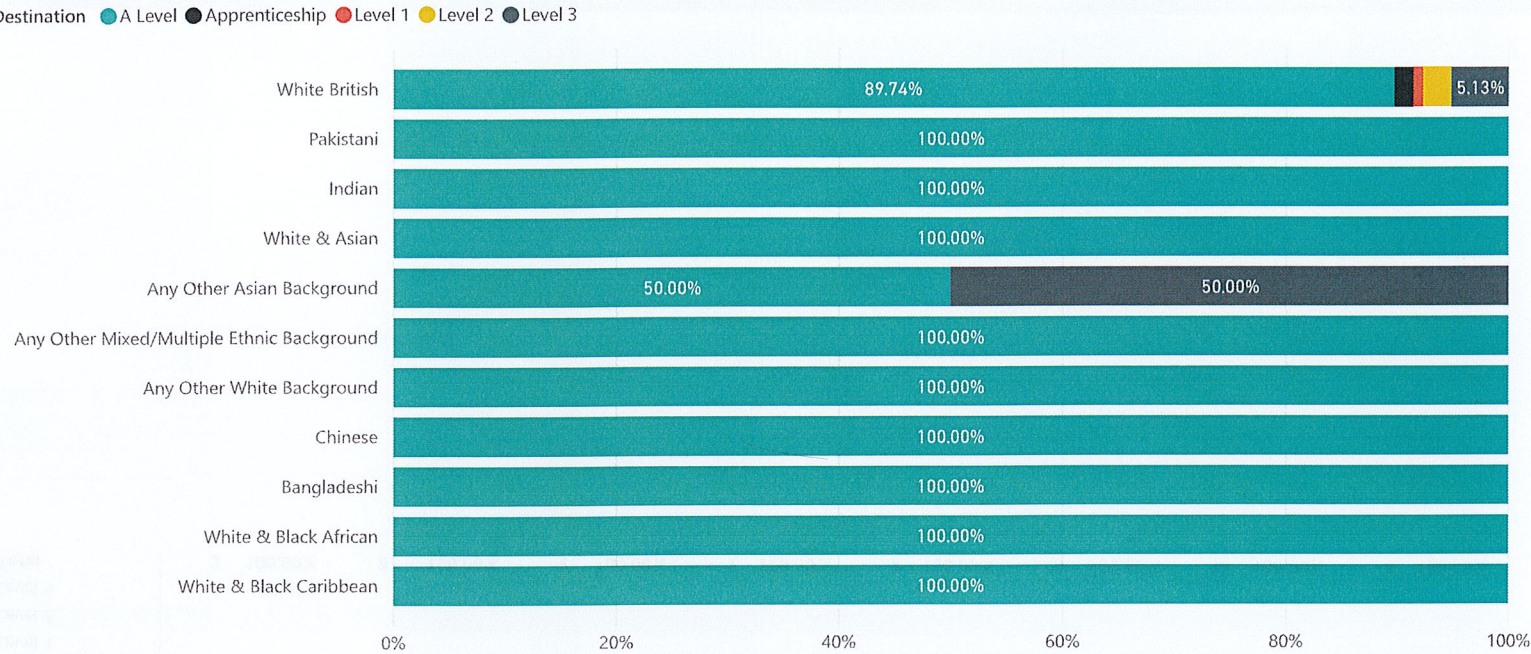
>



School Name  
North Halifax Grammar School

# 2020 Ethnicity by Destination: North Halifax Grammar School

## 2020 Ethnicity by Destination



Ethnicity	Count	% GT
Any Other Asian Background	2	1.29%
Any Other Mixed/Multiple Ethnic Background	2	1.29%
Any Other White Background	2	1.29%
Bangladeshi	1	0.65%
Chinese	2	1.29%
Indian	9	5.81%
Pakistani	14	9.03%
White & Asian	4	2.58%
White & Black African	1	0.65%
White & Black Caribbean	1	0.65%
White British	117	75.48%
Total	155	100.00%



School Name

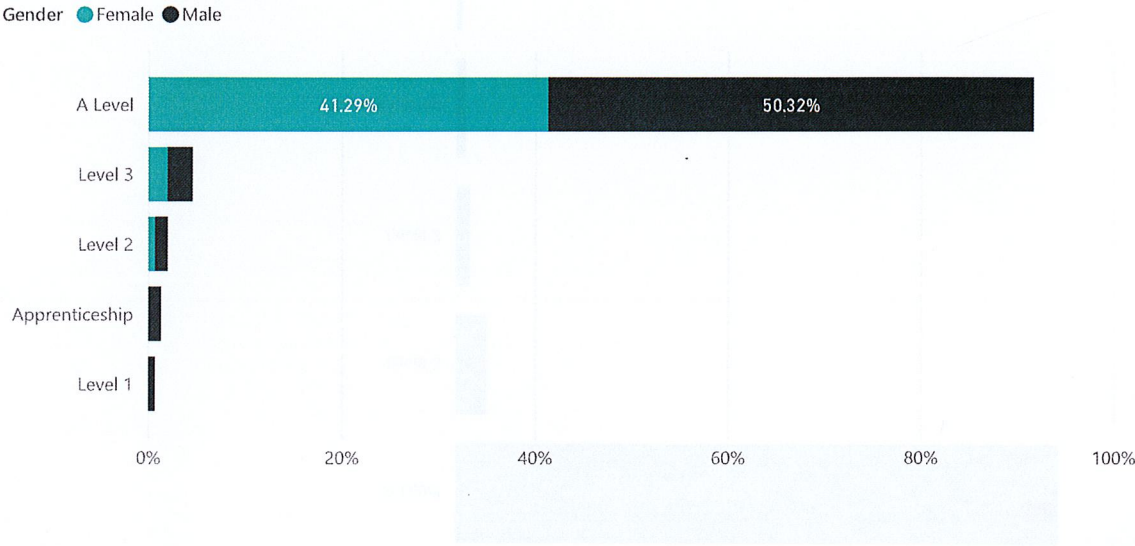
North Halifax Grammar School

# 2020 Gender by Destination: North Halifax Grammar School

2020 Gender by Destination

Gender Destination	Female Count	%	Male Count	%	Total Coun	%
A Level	64	94.12%	78	89.66%	142	91.61%
Apprenticeship			2	2.30%	2	1.29%
Level 1			1	1.15%	1	0.65%
Level 2	1	1.47%	2	2.30%	3	1.94%
Level 3	3	4.41%	4	4.60%	7	4.52%
Total	68	100.00%	87	100.00%	155	100.00%

2020 Gender by Destination



School Name

North Halifax Grammar School

## 2020 SEN Destinations: North Halifax Grammar School



Join the conversation:



### 2020 SEN Destinations

SEND Grouping	No SEND		SEN Support (Internal to School)		Total	
	Count	%	Count	%	Count	%
A Level	122	92.42%	20	86.96%	142	91.61%
Apprenticeship	2	1.52%			2	1.29%
Level 1	1	0.76%			1	0.65%
Level 2	3	2.27%			3	1.94%
Level 3	4	3.03%	3	13.04%	7	4.52%
<b>Total</b>	<b>132</b>	<b>100.00%</b>	<b>23</b>	<b>100.00%</b>	<b>155</b>	<b>100.00%</b>

### 2020 SEN Destinations

SEND Grouping ● No SEND ● SEN Support (Internal to School)

