



DURING HOME LEARNING, SOCIAL DISTANCING OR SELF-ISOLATION, PAY ATTENTION TO YOUR OWN WELLBEING AND THAT OF THOSE AROUND YOU



Remember we are all part of the school community

- Keep in regular contact with your teachers, at your regular lesson times.
- Remember you are not alone. Your teachers are still available to support you, both academically and pastorally.
- Ask for help when needed; independent learning is a new skill to learn. Don't be afraid to say if something seems confusing or you need extra support.
- Try to keep on top of your workload to avoid feeling overwhelmed.
- Take the opportunity to also follow your passions; if a particular topic interests you, research it. You never know where it might lead! Be sure to keep your teachers updated so we can support you in this.

What wellbeing looks like

- Interactions with family and friends
- Healthy eating
- Regular sleep patterns
- Communicates with others
- Work/ life balance
- Other interests
- Physical activity



All of these remain important
during the period of home
learning.

Signs and symptoms to look out for

- Change in sleep patterns
- Becoming withdrawn
- Friendship groups: can become less or more social than usual
- Change in eating patterns
- Change in appearance
- Personality shifts
- Problems with concentration



Wellbeing – What Parents/Carers Can Do

Healthy eating

Encourage down-time

Create productive habits
– work routines

Interactions/
listening

Good home/
school
communication

Monitoring social
media access

Be aware of
important
academic dates

No issue is too
small!

Make this personal to you, decorate, adapt it to work for you and keep it safe. Use it whenever you need it.

Wellbeing Toolkit for _____

Things that
calm and
soothe me

(and make me feel
happier):

Things I should try to take
NOTICE of:

People I can
CONNECT with:

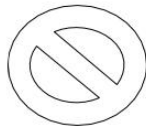
Things I can
GIVE:



Things I can
LEARN:

Things I can do to
keep **ACTIVE**:

Things to avoid that can make me feel worse:



In a crisis I need to:



Includes the
[5 Ways to Wellbeing](#)

[@AliceHoylePSHE](#)



Build in structure

Weekly timetable

		Monday	Tuesday	Wednesday	Thursday	Friday	Saturday	Sunday
Morning	7–8	Gym						
	8–9							
	9–10	ECO 101						
	10–11							
	11–12							
Afternoon	12–1			Lunch				
	1–2							
	2–3					ECO 101 assign		
	3–4							
	4–5							
	5–6							
Evening	6–7							
	7–8		Soccer					
	8–9							
	9–10							



Build in structure

- Try to maintain a routine similar to your normal day/ week (eg, weekday and weekend routines)
- Have allocated time for work *and* for rest
- Maintain habits – dress in the daytime, etc
- Make time for what you love
- Break your day/ week into chunks
- Plan your time
- Build in social contact; distance physically but don't become socially isolated

BBC

THE MIND SET

WEEKLY PLANNER

TIMES						
MONDAY						
TUESDAY						
WEDNESDAY						
THURSDAY						
FRIDAY						
TIMES						
SATURDAY						
SUNDAY						



Remember the basics



Basics

- Get some fresh air*
- Go outside, preferably in the mornings/ during daylight*
- Exercise at regular points throughout the day. Keep hydrated
- Try to maintain regular meal-times
- Eat a balanced diet

* If it is safe to do so and bearing in mind any medical advice.






Stay Connected

Physical distancing –
not social distancing

The illustration on the left side of the slide is composed of two main parts. The upper part features several overlapping speech bubbles in various colors: yellow, blue, dark blue, magenta, and red. The lower part shows a row of six stylized human silhouettes in dark blue, magenta, orange, yellow, red, and green. Below these silhouettes is a light gray horizontal bar, and underneath that bar are five more silhouettes, rendered in a lighter gray shade.

Stay Connected


- Make time to connect with family and friends online or virtually
- Schedule regular catch ups – use Whatsapp, Facetime or Messenger Video calls
- Make plans to “meet” – video calls for meals, cake, takeaways, etc
- Use appropriate technology wisely (eg Netflix watch parties, gaming apps with chat function) but safely and only with your own existing social circle
- Be kind – remember others may also be finding this situation challenging



Know where
to go for
extra help if
you need it

Where to go for help – some ideas





Tools and resources

Youtube – lots of guided meditations and mindfulness videos, music for relaxation/ concentration

Kooth app – online counselling and emotional well-being platform for children and young people, accessible through mobile, tablet and desktop

Calm app – guided meditations, daily reminders. School subscription.

BBC – specific programmes, podcasts and online resources to support pupils and parents during school closures



Keep
moving



Keep Moving

- Your daily activity will be reduced if you are at home, so it is important to build movement into your routine
- Your usual exercise method may no longer be available
- Use this opportunity to try something different
- Youtube and other apps have tutorials and guided workouts
- Try HIIT (High Intensity Interval Training), or more gentle exercises such as Yoga or Pilates
- Go outside into the garden and play a game*
- Take care not to injure yourself – work within your usual fitness levels and take it steady



SMALL
HANDS
CAN
HELP BIG


Make time meaningful



Make your time meaningful

- All those things you never seem to have time for – list them!
- Take up a new skill or hobby
- Make time to be creative – art, music, crafts etc.
- Make time to help others where possible, either virtually or, where safe to do so, in person; collect some shopping for a neighbour, offer to do some gardening for someone nearby, etc.
- Keep up to date with study so you don't feel overwhelmed





Mindful mandalas

Mandalas/ mindful colouring benefits



- Creative activities encourage *flow*
- Slows breathing and heart rate
- Allows self-expression
- Time together
- Can encourage “accidental” conversations
- Provides a mental pause



Try it... scan here
for a link to
mandala
colouring ideas
and downloads

Good things take time.



Music for relaxation and focus





Music - benefits

- *Can* reduce distractions
- Sets a mood for concentration *or* relaxation
- Can build routines
- Reduces anxiety



Try it... scan
here for a link
to music for
relaxation

Everything is better with music.



Try it... scan
here for a link
to Spotify
playlists for
focus

Music is what feelings sound like.



Journals and writing for wellbeing





Journaling - benefits

- Helps process emotions
- Allows self-expression
- Reduces stress and anxiety
- Improves self-awareness





Journaling prompts – some ideas

- The main thought in my head today was...
- Right now I feel challenged by...
- I feel supported when...
- I am grateful for...
- One thing I could do to help myself today is...
- What I want to say to my anxious thoughts...
- Write your anxious thoughts that include words like “never,” “always,” “everyone,” and “no one.” Circle those you can prove are 100% true



Try it...

scan here for a
link to journaling
ideas

Fill the paper with the breathings of your heart.

William Wordsworth



shutterstock.com • 1069876103



Keep talking



Talking - benefits

- Improves relationships
- Identifies potential problems early
- Builds self-esteem
- Generates problem-solving ideas together



Who did you eat lunch
with today?

What is your favourite
song right now? Why?

What has made you
smile/ frustrated/
confused today?

Has anyone around you
had a hard time today?

If you could do anything
this weekend/ next
holiday, what would you
choose?

What are you most
looking forward to right
now?



Try it...

scan here for a link
to conversation
starters.

Every good conversation starts with good listening.