

# North Halifax Grammar School



## Transition Activity Summer Booklet

Student name: .....

Student form: .....

Soon you will take a big step in your educational journey when you move to NHGS. This will be an exciting time for you, but it could also seem a little bit scary and overwhelming.

We hope that by completing this **optional** activity booklet over the summer holidays, you will feel more prepared to move to NHGS.

Use information from the transition section on our school website; *Admissions > Year 6 to Year 7 transition* (<https://www.nhgs.co.uk/year-7-transition>) to help you complete this booklet.

If you complete these activities, give your completed booklet to your Student Progress Tutor on your first day in September to get a certificate and 3 achievement comments.

Good luck, have a great summer and we will see you soon!



# New Subjects



| <b>Task 1</b><br>Using the 'Overview of Year 7 subjects' section on the website, make a list of subjects you will be studying at NHGS. | <b>Task 2</b><br>Now write the subjects you will study in your order of preference, starting with the one you are looking forward to studying the most. |
|--|---|
|  |   |
|  |   |
|  |   |
|  |   |
|  |   |
|  |   |
|  |   |
|  |   |
|  |   |
|  |   |
|  |   |
|  |   |
|  |   |
|  |   |



# Equipment

When you move to NHGS, you will need to bring the equipment you will require with you for your classes (*Equipment Required*) section.

## Task 1

Using arrows, match the equipment to the subject you think you might need it for. For some subjects, you might need to bring more than one piece of equipment.

- Pencil case
- Blue/black pens
- Green pen
- Pencils / colouring pencils
- Sharpener
- Rubber
- Ruler
- Glue stick
- Scissors
- Scientific calculator
- Compass
- Protractor
- Whiteboard pen (dry wipe) and a whiteboard rubber (small)
- Refillable water bottle
- Reading book
- Combination padlock

English

Maths

Science

Form time

French

You will receive the following on your first day;

- Planner
- Identification (ID) badge

## Task 2

Now imagine you have the following subjects tomorrow: Form, Maths, PE, Art, English and Science. Write a list of the equipment you will need to put into your school bag to be prepared for them.

.....

.....

.....


.....

.....

.....

.....

.....



## School Uniform

Create a detailed and annotated drawing of the school's uniform in this box. Use the (*School Uniform for New Year 7 Students*) section.

On your first day you will receive an identification (ID) badge free of charge. Use the "*School Uniform for New Year 7 Students Identification Badge*" section.

**What are the 3 parts to your ID badge:**

**What are the functions of an ID badge:**

**If I lose my lanyard it will cost:**

**If I lose my card holder it will cost:**

**If I lose my ID card it will cost:**

**Write some things that are not allowed as part of school uniform in this bubble:** Use the "*School Uniform for New Year 7 students NHGS uniform booklet*" section.



# Meet the Lower School Team

The Lower School Team is made up of the Pastoral Team, Safeguarding Lead, Well-being Team and SEND who work together to support your transition to NHGS. Using the 'Meet the Lower School Team' section complete the information below.

- **The Head of Main School is:**

.....

- **What do they teach:**

.....

- **The School Welfare Officer is:**

.....

- **What is their role:**

.....

.....

- **Who is the Office and Admissions Manager:**

.....

- **Who is the Pastoral Officer:**

.....

- **Who is the school SENDCo and Deputy SENDCos:**

.....

.....

Your Student Progress Tutor (SPT) is the member of staff who will remain with you throughout your time at NHGS, they will meet with you every single morning. Using the 'Meet the Year 7 Student Progress Tutors' section, complete the information below.

**My SPT is:**

**What would I like to know about my SPT:**



# My Journey to School

Now try and complete the travel section for how you will make the journey to and from school. You may want to ask your parent or carer for help. Information on the school buses can be found here 'Travelling to NHGS'.

|                                   |
|-----------------------------------|
| <p><b>The school address:</b></p> |
|-----------------------------------|

The school day starts at **8.17am**, this is when the first bell will go for form time where you will meet your SPT. With this information, now plan your day.



- I will set my alarm for .....
- I will have to leave home at ..... to get to school on time.
- I will travel by ..... to get to school. If you are getting the bus, my bus number is .....

The school day finishes at **3.00pm**:

- I will travel by ..... to get home from school.
- It will take me ..... (*minutes / hours*) to get home.

When you get home from school what do you think 3 good habits would be to do to prepare for the next day:

1. ....
2. ....
3. ....



# Getting to Know People

When you move to NHGS, you will meet lots of new people. Other people from your primary school may or may not be going to the same school as you, most students are coming to NHGS on their own. It will be important that you are able to get to know new people. The most important thing to remember is that most other Year 7 students will be feeling just as nervous as you to start secondary school.

**Think about the following sentences and complete them as fully as you can.**

**1. It is important to try to get along with new people I meet because:**

.....

.....

.....

.....

.....

**2. I will try to get to know new friends by:**

.....

.....

.....

.....

.....

**3. Identify characteristics you look for in a friend:**

.....

.....

.....

.....

.....



# New School Scenarios

Think about the following scenarios. Use the space beneath each scenario to explain what you think you would do.

- 1. You are in your third week at NHGS and you are struggling to find the classroom where your English lesson is about to start. What would you do?**

.....

.....

.....

- 2. A student in your Science class has recently started being rude to you when the teacher is working with other students by trying to take your pencil case. They are making you nervous and other students in the class seem to find what they are doing funny. What should you do?**

.....

.....

.....

- 3. You stayed up late last night completing your History homework. When it is time to hand it in during the History lesson, you suddenly remember that you left it on your desk at home. What do you do?**

.....

.....

.....

- 4. You are on the playground at lunch and notice another student sat on their own and they don't look so happy. What would you do?**

.....

.....

.....

Well done for completing this activity booklet.

You are on your way to being very prepared for  
life at NHGS!

Do not forget to give your completed booklet to  
your Student Progress Tutor on the first day in  
September to get a certificate and 3 achievement  
comments.

We look forward to you starting with us in  
September.

